

EVAPCO, INC.

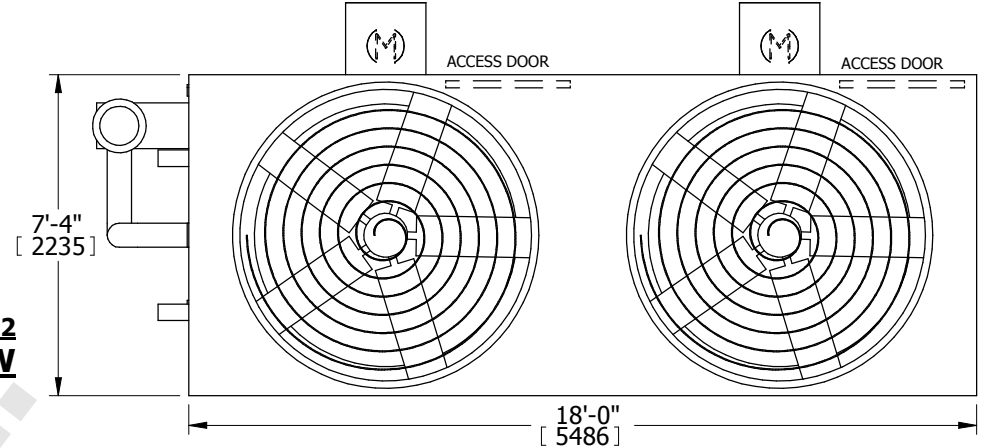


UNIT	MODEL #	SCALE	DWG. #	REV.	DATE	SERIAL #
CLOSED CIRCUIT COOLER	CATWB 7-3H18	N.T.S	WCB2241806-DRC-ST		5/16/2024	

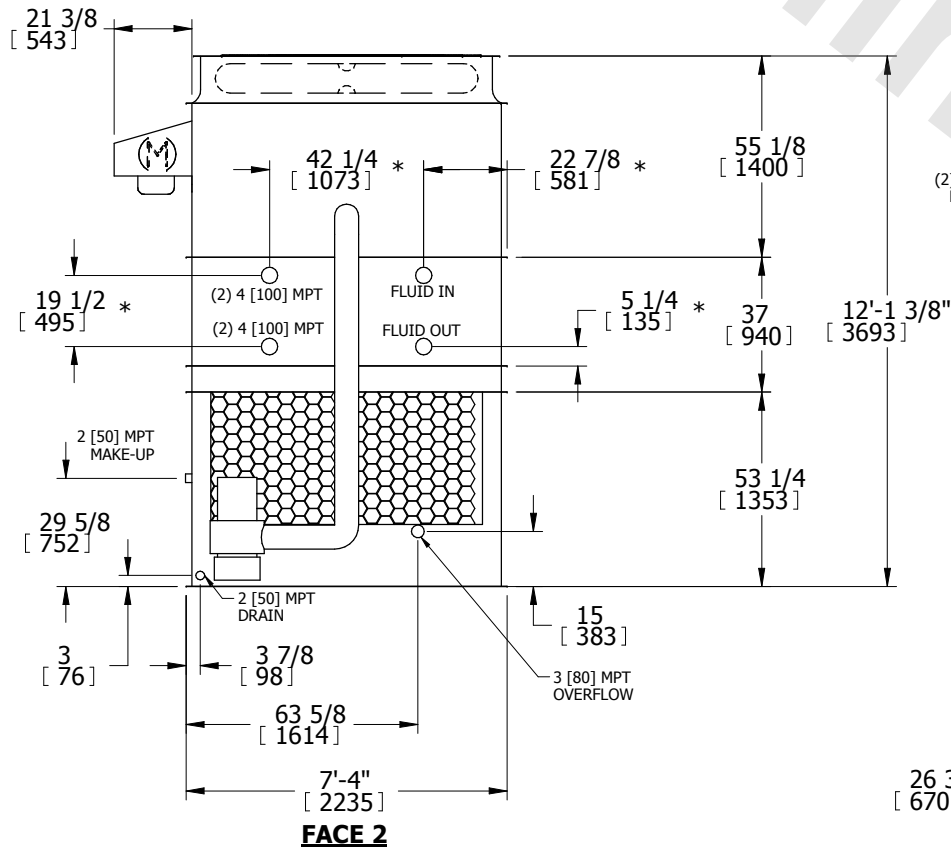
NOTES:

1. (M)- FAN MOTOR LOCATION
2. HEAVIEST SECTION IS PLENUM/CASING SECTION
3. MPT DENOTES MALE PIPE THREAD
FPT DENOTES FEMALE PIPE THREAD
BFW DENOTES BEVELED FOR WELDING
4. +UNIT WEIGHT DOES NOT INCLUDE
ACCESSORIES (SEE ACCESSORY DRAWINGS)
5. MAKE-UP WATER PRESSURE
20 psi MIN [137 kPa], 50 psi MAX [344 kPa]
6. *-APPROXIMATE DIMENSIONS DO NOT USE
FOR PRE-FABRICATION OF CONNECTING
PIPING
7. MAKE-UP IS LOCATED 4 3/4" FROM CONNECTION
END.

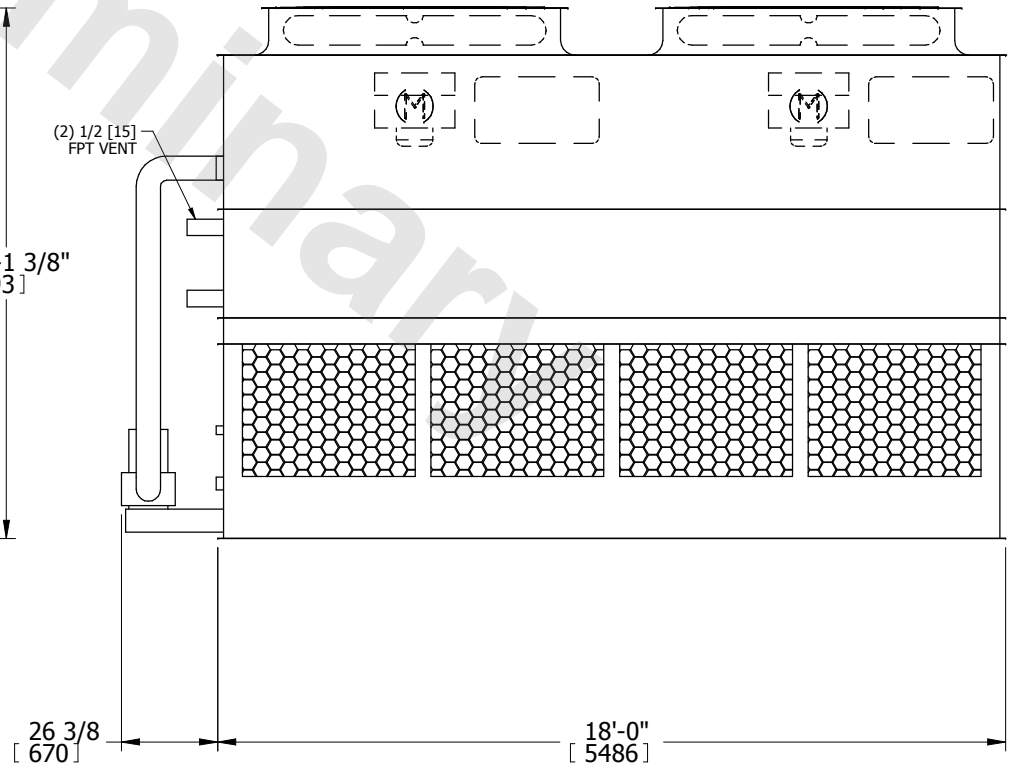
**FACE 2
PLAN VIEW**



FACE 1



FACE 2



FACE 1

SHIPPING WEIGHT	13980 lbs+ [6340] kg+	OPERATING WEIGHT	19270 lbs+ [8740] kg+	HEAVIEST SECTION WEIGHT	10910 lbs+ [4950] kg+	NO. OF SHIPPING SECTIONS	2
-----------------	-----------------------	------------------	-----------------------	-------------------------	-----------------------	--------------------------	---