

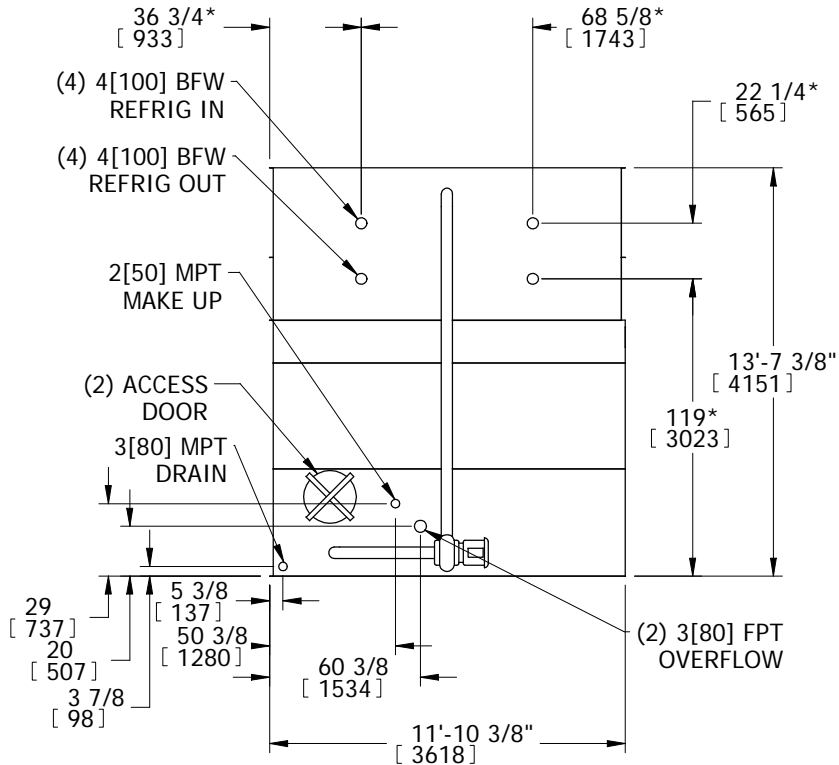
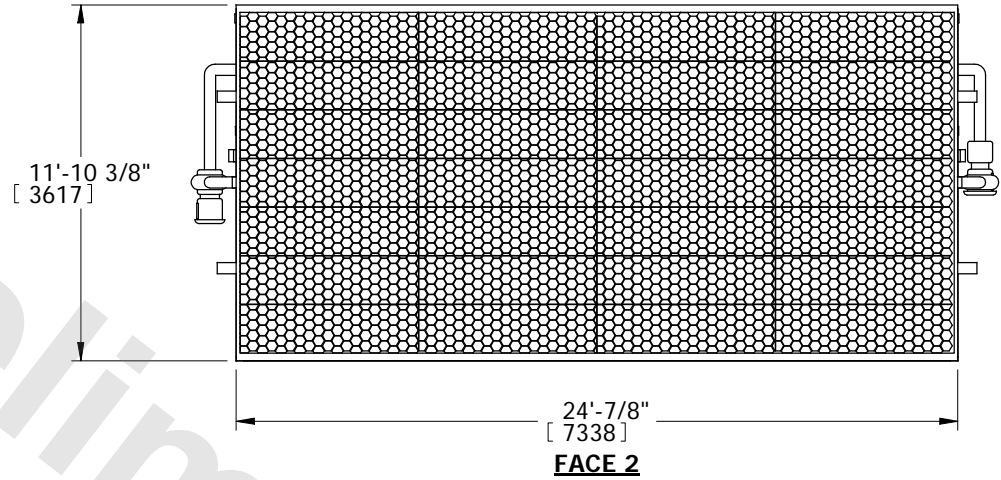
# EVAPCO, INC.



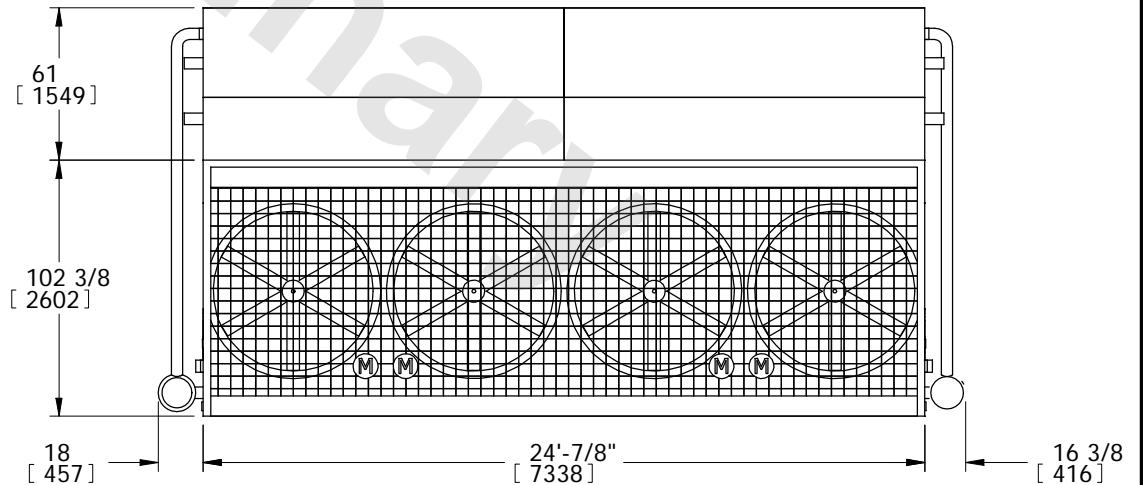
|                       |          |        |                 |      |           |          |
|-----------------------|----------|--------|-----------------|------|-----------|----------|
| UNIT                  | MODEL #  | SCALE  | DWG. #          | REV. | DATE      | SERIAL # |
| EVAPORATIVE CONDENSER | PMC-900E | N.T.S. | CE122406-DRC-ST | -    | 5/20/2024 |          |

- NOTES:
1. (M)- FAN MOTOR LOCATION
  2. HEAVIEST SECTION IS UPPER SECTION
  3. MPT DENOTES MALE PIPE THREAD  
FPT DENOTES FEMALE PIPE THREAD  
BFW DENOTES BEVELED FOR WELDING
  4. +UNIT WEIGHT DOES NOT INCLUDE  
ACCESSORIES (SEE ACCESSORY DRAWINGS)
  5. 3/4" DIA. MOUNTING HOLES. REFER TO  
RECOMMENDED STEEL SUPPORT DRAWING.
  6. MAKE-UP WATER PRESSURE  
20 psi MIN [137 kPa], 50 psi MAX [344 kPa]
  7. \*-APPROXIMATE DIMENSIONS DO NOT USE  
FOR PRE-FABRICATION OF CONNECTING  
PIPING
  8. DIMENSIONS LISTED AS FOLLOWS: ENGLISH IN  
[METRIC] [mm]

**FACE 1  
PLAN VIEW**



**FACE 1**



**FACE 2**

|                 |                        |                  |                        |                         |                       |                          |   |
|-----------------|------------------------|------------------|------------------------|-------------------------|-----------------------|--------------------------|---|
| SHIPPING WEIGHT | 29950 lbs+ [13585] kg+ | OPERATING WEIGHT | 41190 lbs+ [18683] kg+ | HEAVIEST SECTION WEIGHT | 10040 lbs+ [4554] kg+ | NO. OF SHIPPING SECTIONS | 3 |
|-----------------|------------------------|------------------|------------------------|-------------------------|-----------------------|--------------------------|---|