

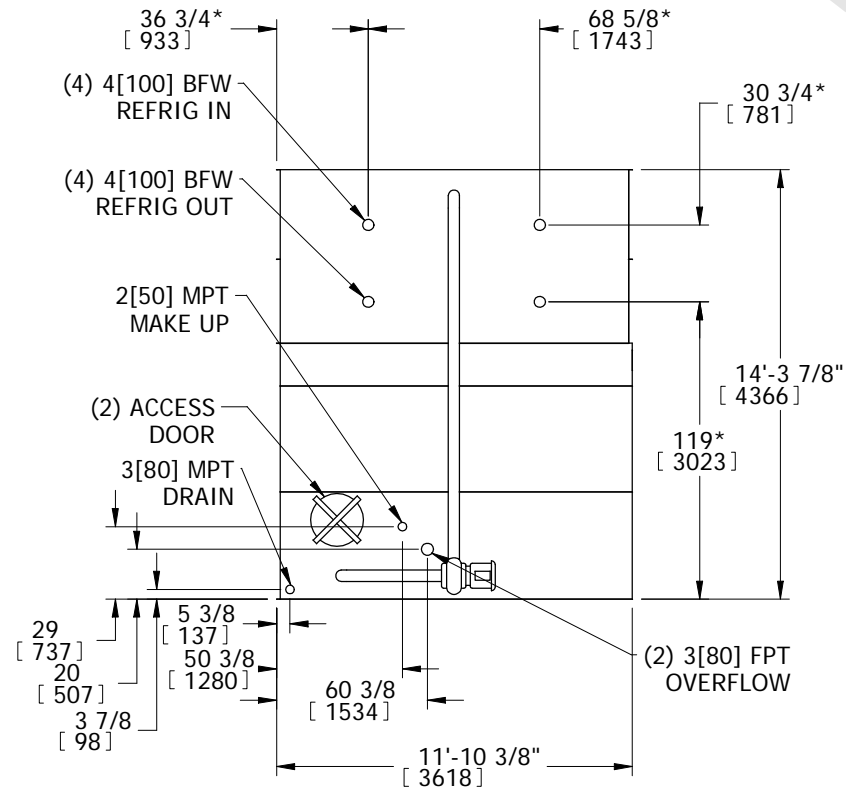
EVAPCO, INC.



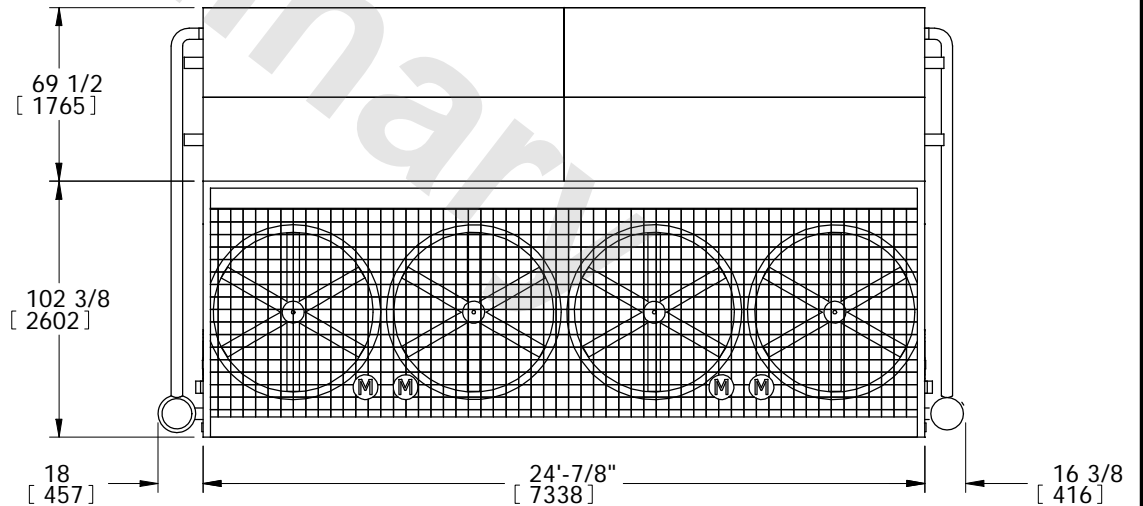
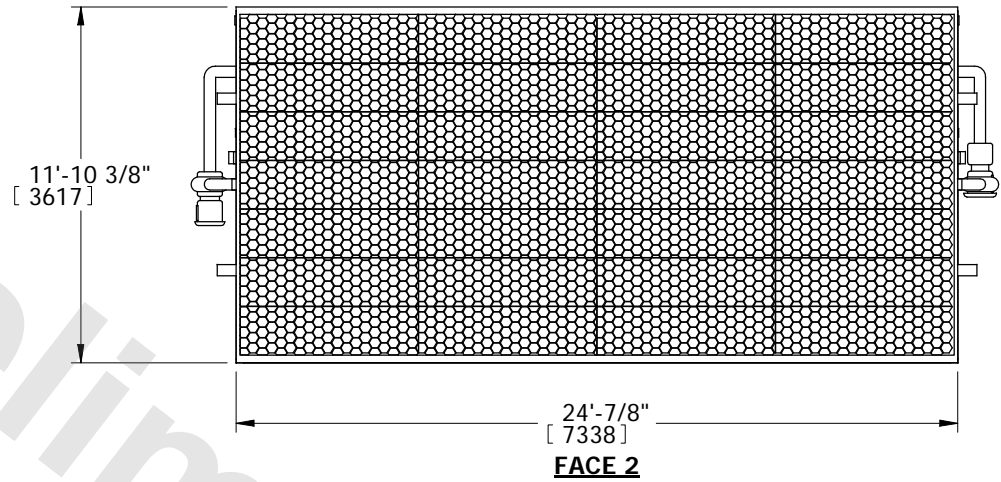
UNIT EVAPORATIVE CONDENSER	MODEL # PMC-976E	SCALE N.T.S.	DWG. # CE122408-DRC-ST	REV. -	DATE 5/9/2024	SERIAL #
--------------------------------------	---------------------	-----------------	---------------------------	-----------	------------------	----------

- NOTES:
1. (M)- FAN MOTOR LOCATION
 2. HEAVIEST SECTION IS UPPER SECTION
 3. MPT DENOTES MALE PIPE THREAD
FPT DENOTES FEMALE PIPE THREAD
BFW DENOTES BEVELED FOR WELDING
 4. +UNIT WEIGHT DOES NOT INCLUDE
ACCESSORIES (SEE ACCESSORY DRAWINGS)
 5. 3/4" DIA. MOUNTING HOLES. REFER TO
RECOMMENDED STEEL SUPPORT DRAWING.
 6. MAKE-UP WATER PRESSURE
20 psi MIN [137 kPa], 50 psi MAX [344 kPa]
 7. *-APPROXIMATE DIMENSIONS DO NOT USE
FOR PRE-FABRICATION OF CONNECTING
PIPING
 8. DIMENSIONS LISTED AS FOLLOWS: ENGLISH IN
[METRIC] [mm]

**FACE 1
PLAN VIEW**



FACE 1



FACE 2

SHIPPING WEIGHT 35090 lbs+ [15917] kg+	OPERATING WEIGHT 46690 lbs+ [21178] kg+	HEAVIEST SECTION WEIGHT 12400 lbs+ [5625] kg+	NO. OF SHIPPING SECTIONS 3
---	--	--	-------------------------------