

# EVAPCO, INC.

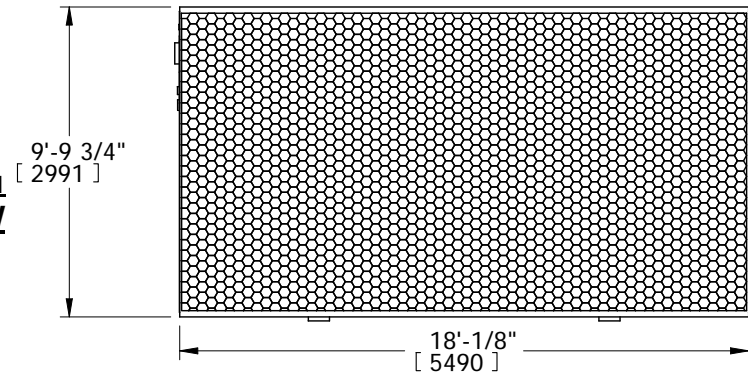


|               |             |        |                  |      |           |          |
|---------------|-------------|--------|------------------|------|-----------|----------|
| UNIT          | MODEL #     | SCALE  | DWG. #           | REV. | DATE      | SERIAL # |
| COOLING TOWER | LSTE-10118U | N.T.S. | TLETM1824-DRA-ST | -    | 5/20/2024 |          |

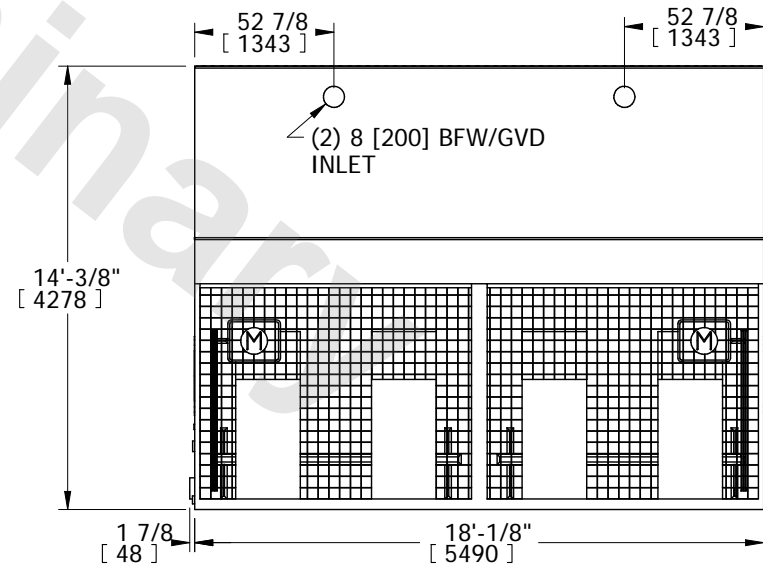
## NOTES:

- (M)- FAN MOTOR LOCATION
- HEAVIEST SECTION IS LOWER SECTION
- MPT DENOTES MALE PIPE THREAD  
FPT DENOTES FEMALE PIPE THREAD  
BFW DENOTES BEVELED FOR WELDING  
GVD DENOTES GROOVED FOR VICTAULIC
- +UNIT WEIGHT DOES NOT INCLUDE ACCESSORIES (SEE ACCESSORY DRAWINGS)
- MAKE-UP WATER PRESSURE  
20 psi MIN [137 kPa], 50 psi MAX [344 kPa]
- 3/4" [19mm] DIA. MOUNTING HOLES. REFER TO RECOMMENDED STEEL SUPPORT DRAWING
- DIMENSIONS LISTED AS FOLLOWS: ENGLISH IN [METRIC] [mm]

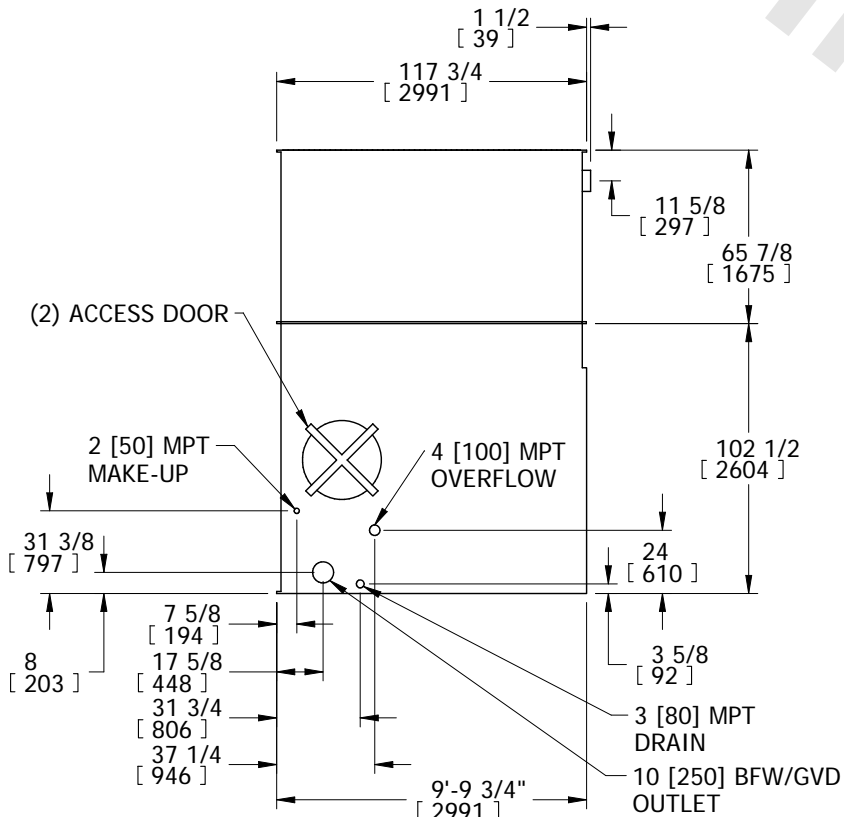
**FACE 1  
PLAN VIEW**



**FACE 2**



**FACE 2**



**FACE 1**

|                 |                       |                  |                       |                         |                      |                          |   |
|-----------------|-----------------------|------------------|-----------------------|-------------------------|----------------------|--------------------------|---|
| SHIPPING WEIGHT | 11560 lbs+ [5244] kg+ | OPERATING WEIGHT | 20520 lbs+ [9308] kg+ | HEAVIEST SECTION WEIGHT | 7360 lbs+ [3338] kg+ | NO. OF SHIPPING SECTIONS | 2 |
|-----------------|-----------------------|------------------|-----------------------|-------------------------|----------------------|--------------------------|---|